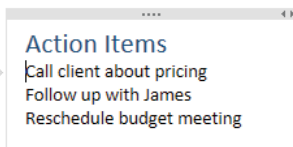


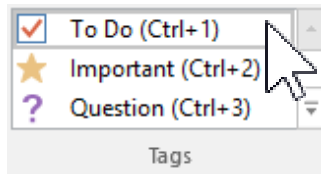
6. Tag important notes for easy follow-up

Classify and prioritize important notes with tags that you can later search for.

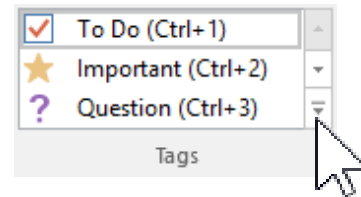
- 1 Click the line of text you want to tag.



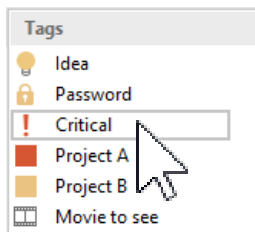
- 2 Click any recent tag in the gallery...



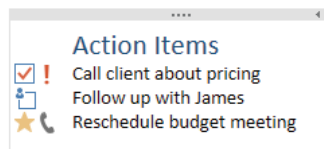
- 3 ...or click the lowest scrollbar arrow to see all available tags.



- 4 Click any tag on the menu that appears.



- 5 Apply multiple tags to important notes.



You're done!